
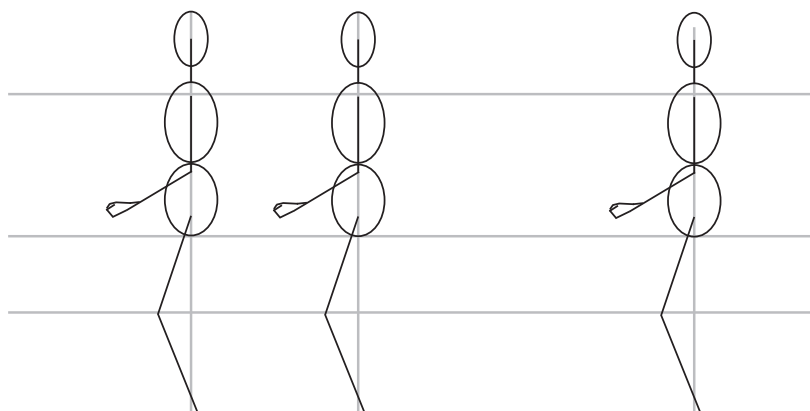


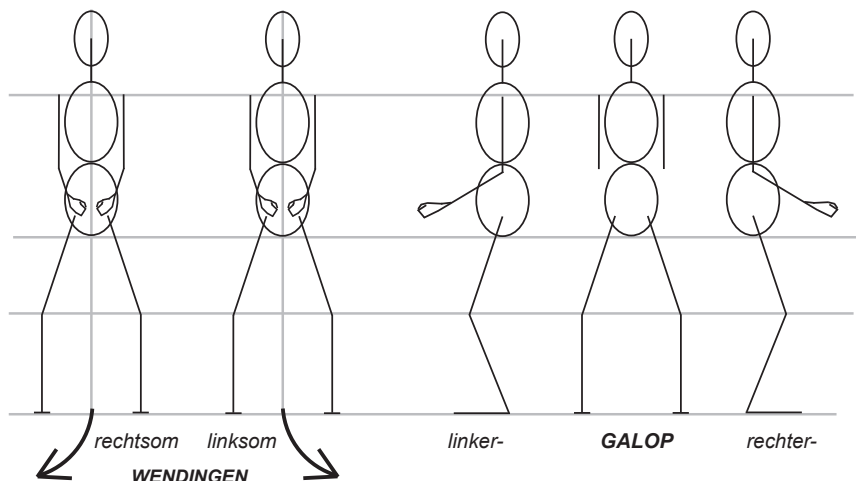
BASIS: voorzijde linkerzijde achterzijde rechterzijde



LICHTRIJDEN: 'sta' 'zit' **VERLICHTE ZIT**



OVERGANGEN: hoger tempo lager tempo **DOORZITTEN**



rechtsom linksom linker- **GALOP** rechter-
WENDINGEN


datum: _____

naam ruiter: _____

naam paard: _____

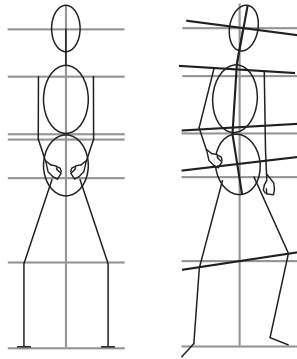
door: _____

Gebruiksaanwijzing ADP



De X-factor (gezamenlijk zwaartepunt)

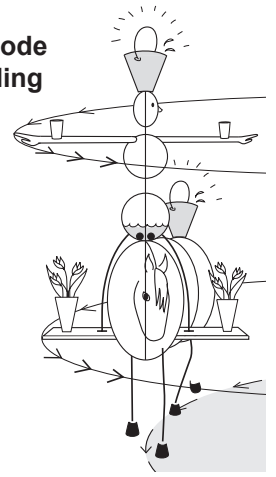
☷ De streepjescode (wat is er scheef)



GOED

FOUT

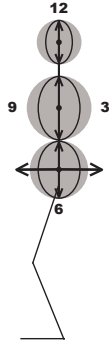
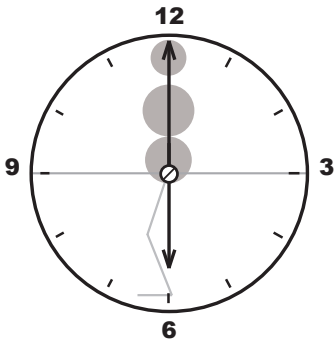
Streepjescode in de wending



De kookwekker
(rompbalans in wending)

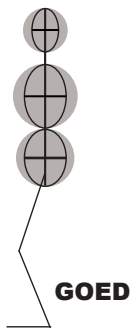


De klok (te vroeg/ te laat/ op tijd)

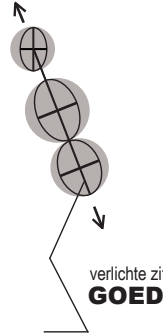


= klokken

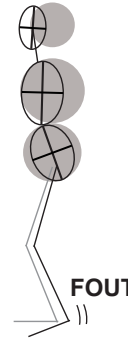
⊕ Ballen opstapelen (wat valt hoe om)



GOED



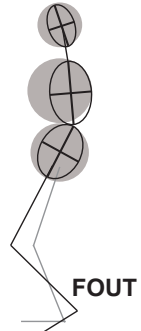
verlichte zit
GOED



FOUT

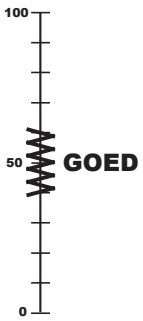


FOUT

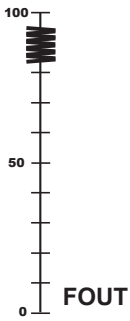


FOUT

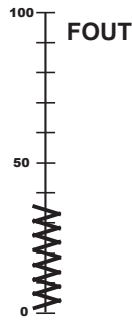
⚡ De spanningsmeter (ont-/spanning in geheel)



GOED

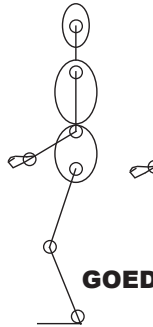


FOUT




FOUT

● De schroeven (hoe los/vast zitten ze)



GOED



verlichte zit
GOED



FOUT



FOUT

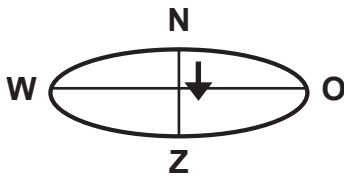


FOUT




FOUT


↓ Het kompas (plaatsing zwaartepunt)



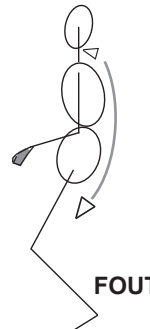
▽ Wipwap (waar valt de klap)




GOED




verlichte zit
GOED



FOUT

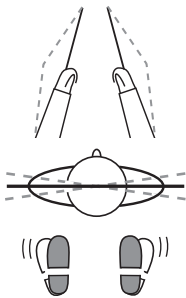


FOUT

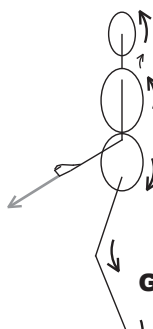


FOUT

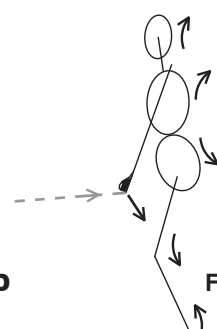
✦ Helikopterview



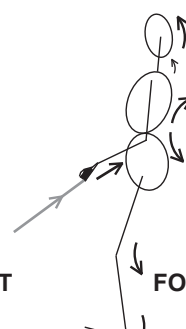
↶ De tandwielen (je zit mee of je zit tegen)



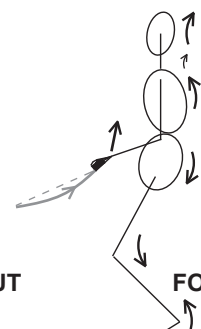
GOED



FOUT



FOUT



FOUT

vrij te copieren onder voorwaarde
van bronvermelding op:
www.akasha-rijkunst.nl

ontwikkeling en vormgeving:
Anne Muller - Renée Meijerink